



THE DATASHEET OF 3100AT51A7200E

High Frequency Ceramic Solutions

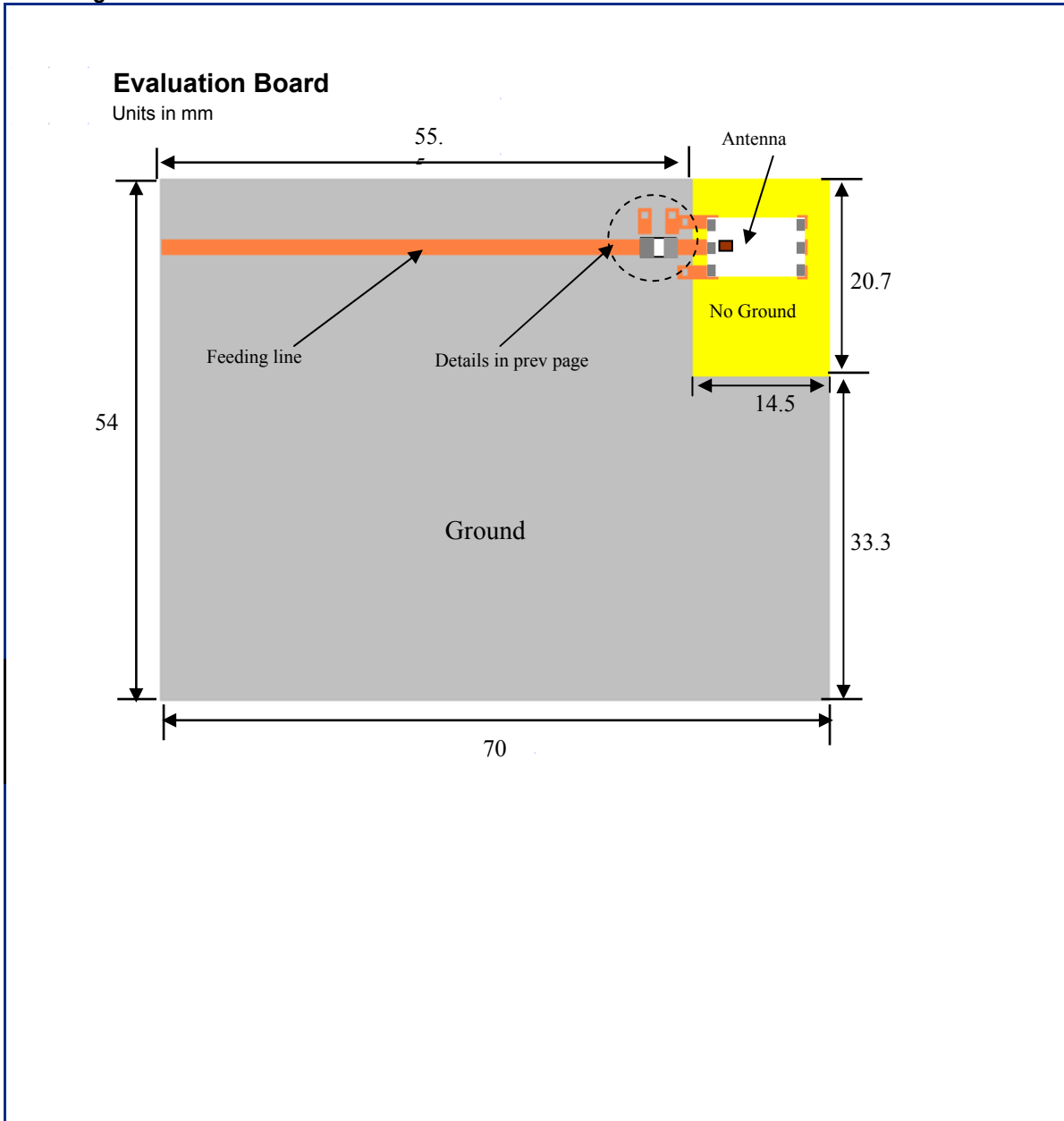
Ultra Wide Band (UWB) Chip Antenna 3.1 -10.3 GHz

P/N 3100AT51A7200

Detail Specification: 08/29/2008

Page 2 of 4

Mounting Considerations



Johanson Technology, Inc. reserves the right to make design changes without notice.
All sales are subject to Johanson Technology, Inc. terms and conditions.



www.johansontechnology.com
4001 Calle Tecate • Camarillo, CA 93012 • TEL 805.389.1166 FAX 805.389.1821

2008 Johanson Technology, Inc. All Rights Reserved

High Frequency Ceramic Solutions

Ultra Wide Band (UWB) Chip Antenna 3.1 -10.3 GHz

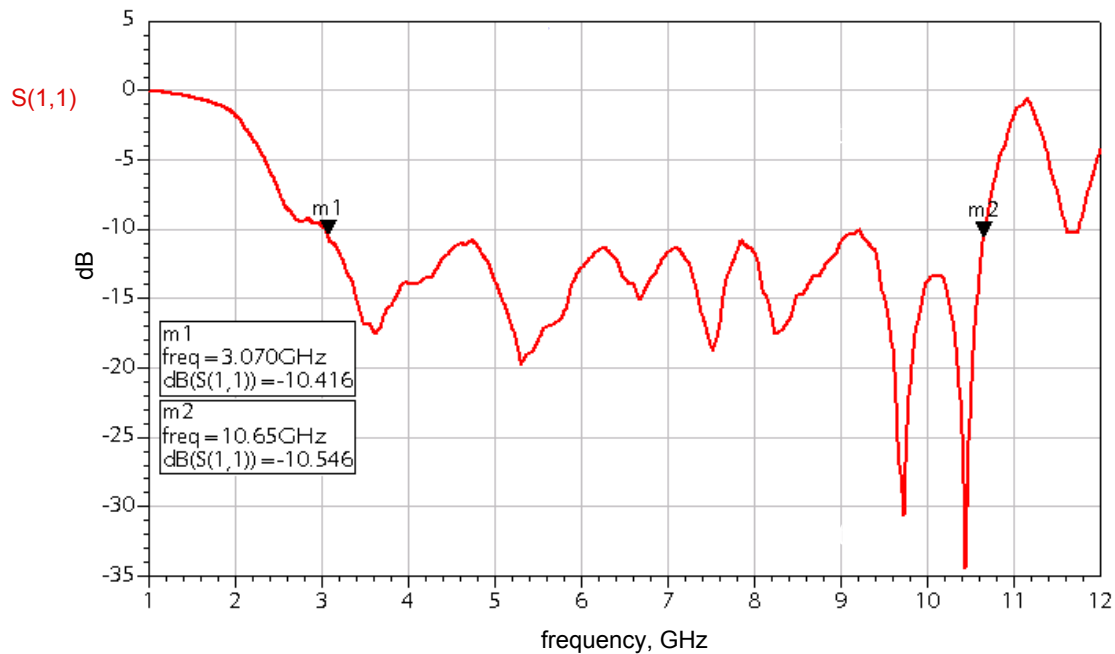
P/N 3100AT51A7200

Detail Specification: 08/29/2008

Page 3 of 4

Electrical Performance (At room temp 25°C)

Return Loss & Isolation



Johanson Technology, Inc. reserves the right to make design changes without notice.
All sales are subject to Johanson Technology, Inc. terms and conditions.



www.johansontechnology.com

4001 Calle Tecate • Camarillo, CA 93012 • TEL 805.389.1166 FAX 805.389.1821

2008 Johanson Technology, Inc. All Rights Reserved

High Frequency Ceramic Solutions

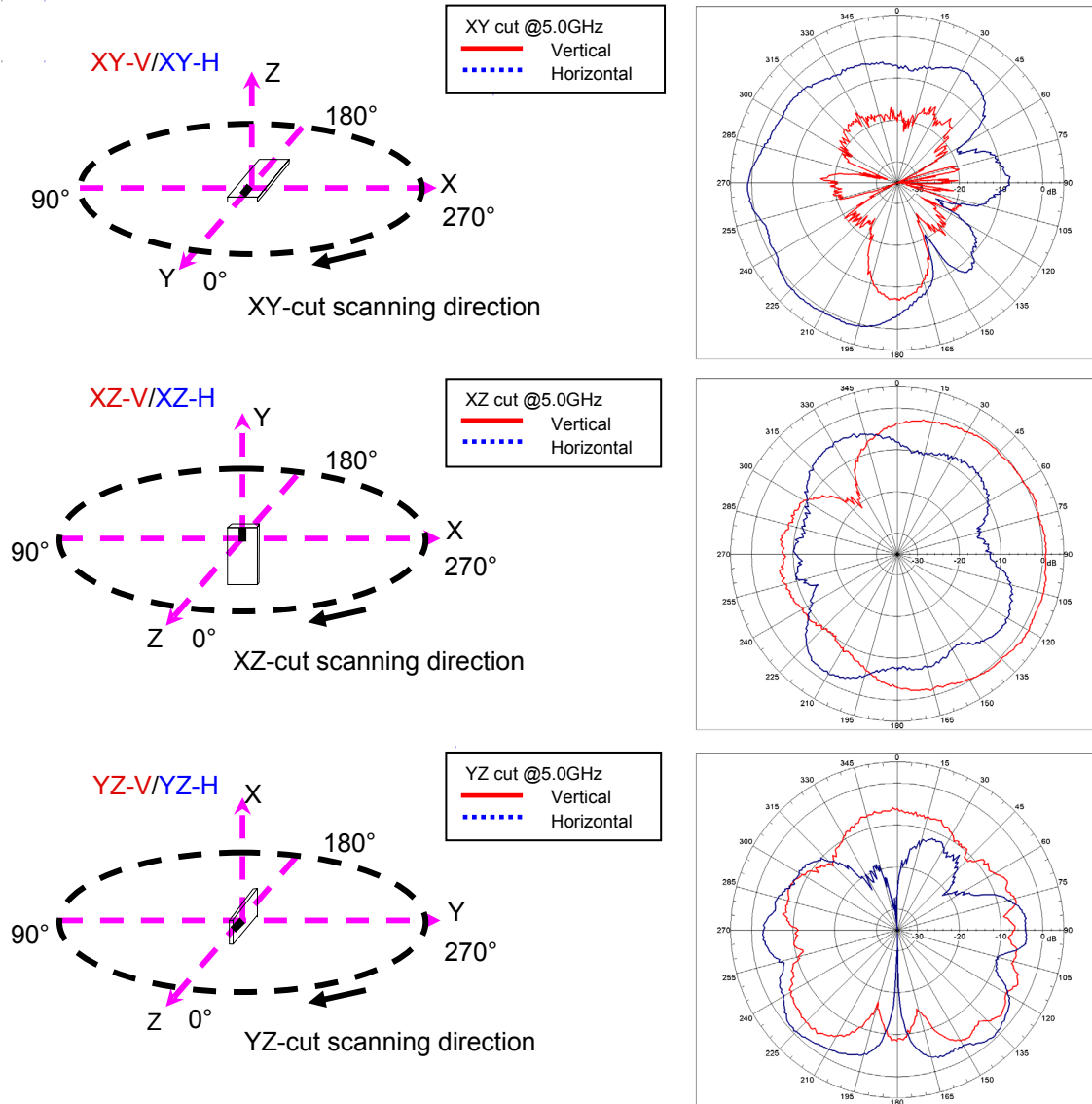
Ultra Wide Band (UWB) Chip Antenna 3.1 -10.3 GHz

P/N 3100AT51A7200

Detail Specification: 08/29/2008

Page 4 of 4

Antenna Radiation Patterns



Johanson Technology, Inc. reserves the right to make design changes without notice.
All sales are subject to Johanson Technology, Inc. terms and conditions.



www.johansontechnology.com
4001 Calle Tecate • Camarillo, CA 93012 • TEL 805.389.1166 FAX 805.389.1821

2008 Johanson Technology, Inc. All Rights Reserved