




Connectors > PCB Connectors > Backplane Connectors > High Speed Backplane Connectors



Number of Positions: 80  
Row-to-Row Spacing: 4.5 mm [ .177 in ]  
Mating Alignment: With  
Mating Alignment Type: Polarization  
Number of Rows: 8

Features

Product Type Features

Signal Arrangement	Differential
Connector System	Board-to-Board
Connector & Contact Terminates To	Printed Circuit Board
PCB Connector Assembly Type	PCB Mount Receptacle
Shroud Style	Unshrouded

Configuration Features

Pairs per Column	4
Card Slot Centerline	25.4 mm
Number of Pairs	40
Number of Positions	80
Number of Rows	8
Number of Columns	10
PCB Mount Orientation	Right Angle

Electrical Characteristics

Operating Voltage	42 VAC
-------------------	--------

Body Features

Primary Product Color	Black
-----------------------	-------



Contact Features

PCB Contact Termination Area Plating Material Thickness	.5 – 2.5 µm[20 – 100 µin]
Contact Type	Socket
Contact Mating Area Plating Material Thickness	.76 µm[30 µin]
Contact Mating Area Plating Material	Gold
PCB Contact Termination Area Plating Material Finish	Matte
Contact Shape & Form	Dual Beam
PCB Contact Termination Area Plating Material	Tin
Contact Base Material	Phosphor Bronze
Contact Current Rating (Max)	.5 A

Termination Features

Termination Post & Tail Length	1.7 mm
Termination Method to Printed Circuit Board	Through Hole - Press-Fit

Mechanical Attachment

Mating Alignment	With
Mating Alignment Type	Polarization
Connector Mounting Type	Board Mount

Housing Features

Number of Shrouded Sides	0
Housing Material	LCP (Liquid Crystal Polymer)
Centerline (Pitch)	2.5 mm[.098 in]

Dimensions

PCB Hole Diameter	.46 mm
Row-to-Row Spacing	4.5 mm[.177 in]

Usage Conditions

Operating Temperature Range	-55 – 85 °C[-67 – 185 °F]
-----------------------------	---------------------------

Operation/Application

Durability Rating	200 Cycles
Circuit Application	Signal

Industry Standards

UL Flammability Rating	UL 94V-0
------------------------	----------

Packaging Features



Packaging Method	Box & Tube
------------------	------------

Product Compliance

For compliance documentation, visit the product page on TE.com>

EU RoHS Directive 2011/65/EU	Compliant
EU ELV Directive 2000/53/EC	Compliant
China RoHS 2 Directive MIIT Order No 32, 2016	No Restricted Materials Above Threshold
EU REACH Regulation (EC) No. 1907/2006	Current ECHA Candidate List: JAN 2024 (240) Candidate List Declared Against: JAN 2024 (240) Does not contain REACH SVHC
Halogen Content	Low Halogen - Br, Cl, F, I < 900 ppm per homogenous material. Also BFR/CFR/PVC Free
Solder Process Capability	Not applicable for solder process capability

Product Compliance Disclaimer


This information is provided based on reasonable inquiry of our suppliers and represents our current actual knowledge based on the information they provided. This information is subject to change. The part numbers that TE has identified as EU RoHS compliant have a maximum concentration of 0.1% by weight in homogenous materials for lead, hexavalent chromium, mercury, PBB, PBDE, DBP, BBP, DEHP, DIBP, and 0.01% for cadmium, or qualify for an exemption to these limits as defined in the Annexes of Directive 2011/65/EU (RoHS2). Finished electrical and electronic equipment products will be CE marked as required by Directive 2011/65/EU. Components may not be CE marked. Additionally, the part numbers that TE has identified as EU ELV compliant have a maximum concentration of 0.1% by weight in homogenous materials for lead, hexavalent chromium, and mercury, and 0.01% for cadmium, or qualify for an exemption to these limits as defined in the Annexes of Directive 2000/53/EC (ELV). Regarding the REACH Regulation, the information TE provides on SVHC in articles for this part number is based on the latest European Chemicals Agency (ECHA) ‘Guidance on requirements for substances in articles’ posted at this URL: <https://echa.europa.eu/guidance-documents/guidance-on-reach>

Compatible Parts



TE Part # 2170902-1  
HM-EZD+,4PAIRS,10COLS,VERTICAL,  
ASSEMBLY

Also in the Series | Z-PACK HM-eZd+



High Speed Backplane Connectors(4)

Customers Also Bought



TE Part #5100141-1  
2MM H.M. TYPE "B" PIN ASSY.



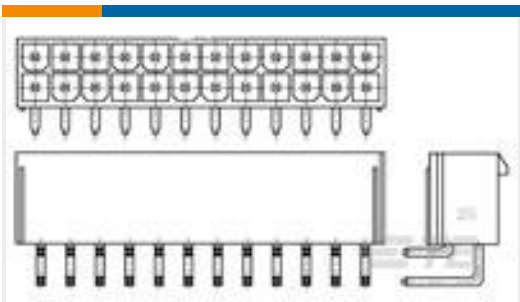
TE Part #5100145-1  
Z-PACK/B25 RAF 125P



TE Part #6469169-1  
HMZD 2PR RA HDR 40P



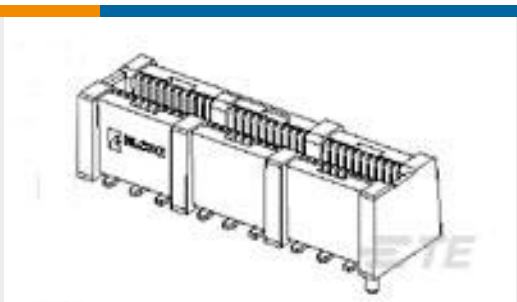
TE Part #6469001-1  
HM-ZD 4PR RECP 80P



TE Part #1-1586041-4  
14P VAL-U-LOK R/A HDR V2




TE Part #2274842-1  
HARDWARE KIT, CFP2, 1X1




TE Part #6651712-1  
284-0162-03003=TA CONN,SKT



TE Part #2-2324171-6  
CAGE ASSEMBLY, QSFP-DD 1X1, SPRING



TE Part #5536501-3  
2MM FB,ASY,96,SIG,HDR,SL,4.25



TE Part #5536501-2  
2MM FB,ASY,48,SIG,HDR,SL,4.25

Documents

Product Drawings

RECEPTACLE HM-EZD+, 4PAIRS 10COLUMNS

English

CAD Files

3D PDF

3D

Customer View Model

ENG\_CVM\_CVM\_2170903-1\_A.2d\_dxf.zip



English

Customer View Model

[ENG\\_CVM\\_CVM\\_2170903-1\\_A.3d\\_igs.zip](#)

English

Customer View Model

[ENG\\_CVM\\_CVM\\_2170903-1\\_A.3d\\_stp.zip](#)

English

By downloading the CAD file I accept and agree to the [Terms and Conditions](#) of use.

Product Specifications

[Application Specification](#)

English